



The Promise of Measure 57 Coalition

Individuals and Organizations Working Together to Find a Better Way to Fight Crime

promiseof57@gmail.com

Association of Oregon Community Mental Health Programs

Human Services Coalition of Oregon

Juvenile Rights Project

National Association of Social Workers, Oregon Chapter

Oregon Alliance of Children's Programs

Oregon Business Association

Oregon Criminal Defense Lawyers Association

Oregon Education Association

Oregon Prevention Education & Recovery Association


Partnership for Safety and Justice

SEIU, Local 503

Self Enhancement, Inc.

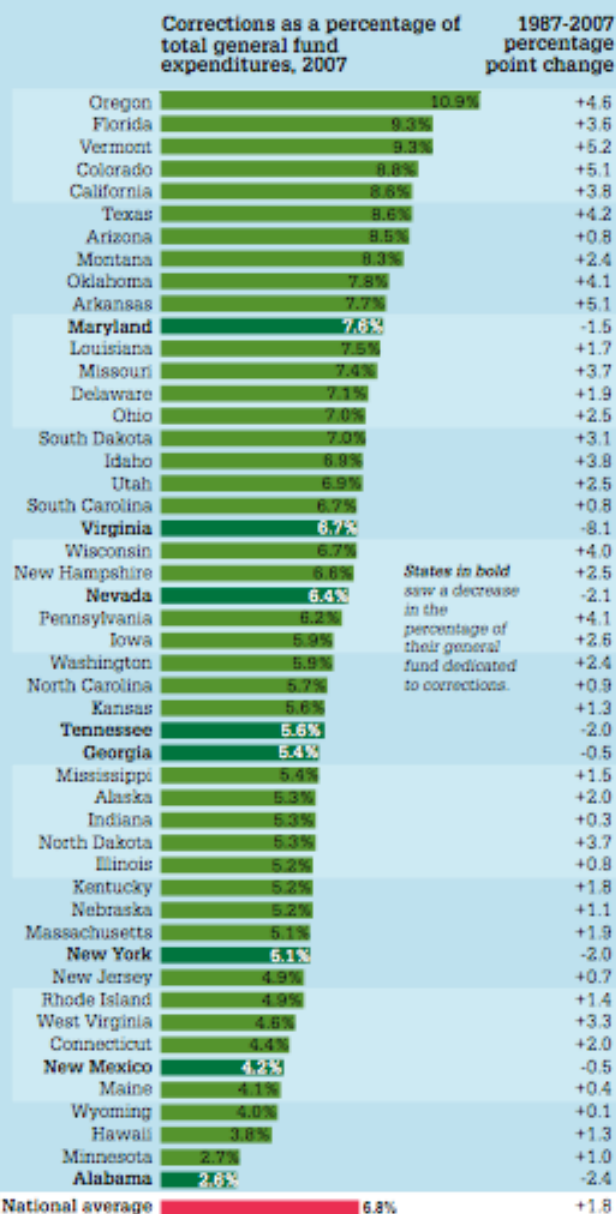
Stand for Children

When compared with every state in the country, Oregon spent the highest percentage of its general fund dollars on corrections, according to the PEW report "One in 100: Behind Bars in America." Oregon directs 1 in every 10 general fund dollars to corrections.



TAKING A BIGGER CUT

In fiscal year 2007, an estimated 1 in every 15 state general fund dollars was spent on corrections.




SOURCE: National Association of State Budget Officers, "State Expenditure Report" series; Percentage point: increases are based on a reanalysis of data in this series.

NOTE: Michigan does not have a comparable figure because of the state's general fund definition. See Jurisdictional Notes.

HB 5005

**DOC
Budget**

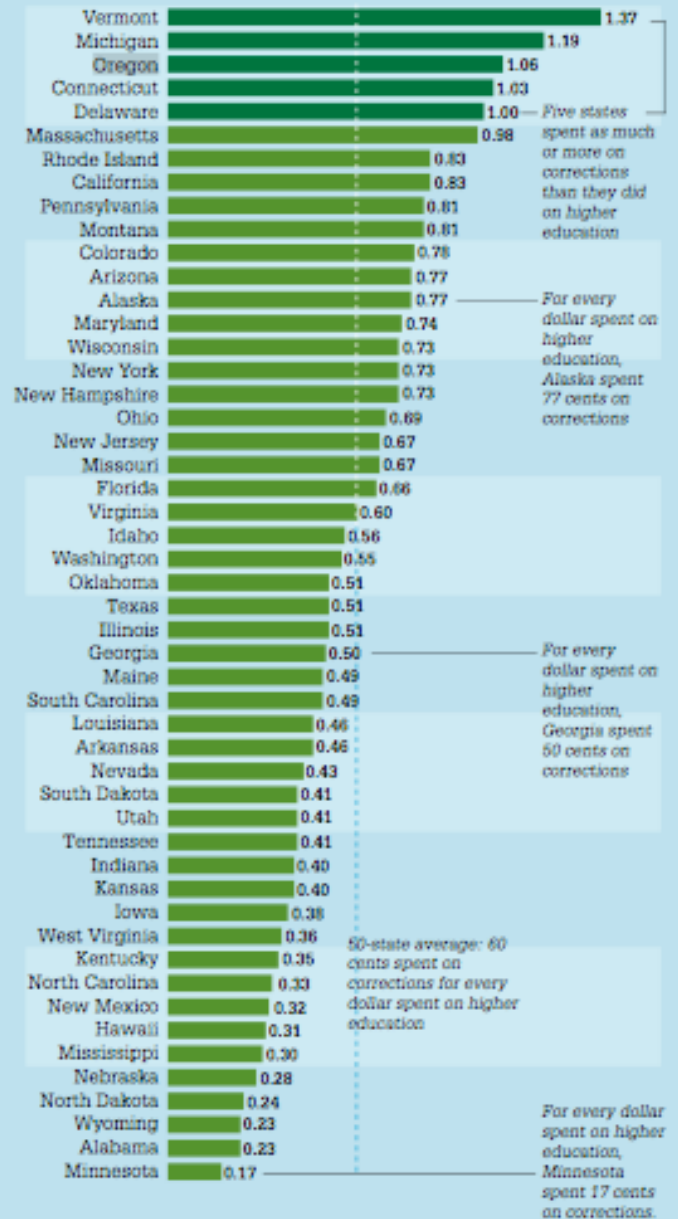
Oregon is one of only five states that spent as much on corrections as they did on higher education according to “One in 100: Behind Bars in America”



MAKING DECISIONS WHERE TO SPEND

While states don't necessarily choose between higher education and corrections, a dollar spent in one area is unavailable for another.

Ratio of corrections to higher education spending, 2007



SOURCE: Reanalysis of data presented in the National Association of State Budget Officers, "State Expenditure Report" series

To read the complete report go to:

http://www.pewcenteronthestates.org/report_detail.aspx?id=35904